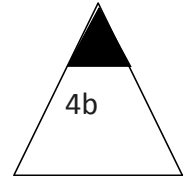
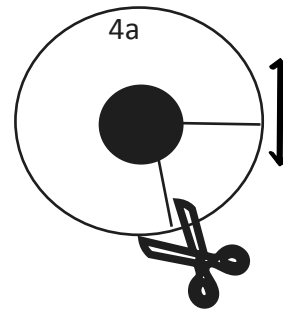
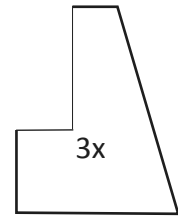
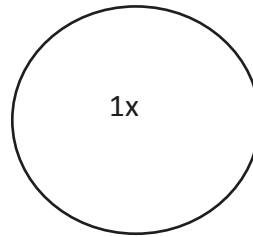
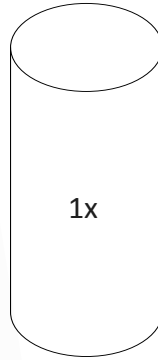


DID YOU KNOW?
The first rockets were fireworks invented in China.

Make a Model Rocket

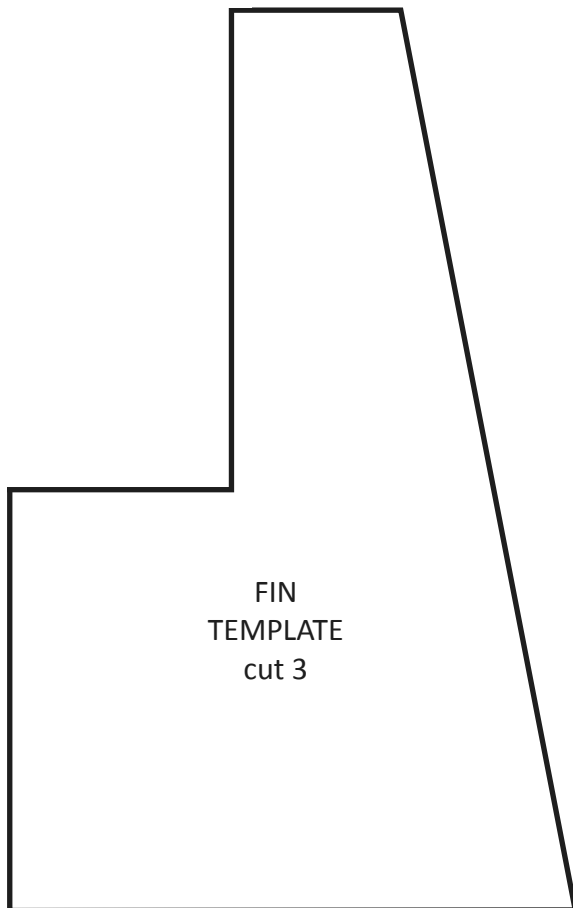
YOU WILL NEED:

1. A stacked potato chip container - discard lid and top foil.
2. A circle of stiff cardboard - approx 18 cm in diameter.
3. Three fin shapes cut from stiff cardboard - see pattern below.
4. Silver paper.
5. Red paint - or choice of colour.
6. Small black sticker dots, flag stickers etc.
7. Scissors, glue, invisible tape, paint.



METHOD:

1. Paint a coloured circle in the centre of the cardboard circle and allow to dry.
2. Paint the three fins and allow to dry.
3. Cut a rectangle of silver paper to fit around the chip cylinder. Glue in place.
4. a) Cut a segment from the cardboard circle.
b) Pull one cut edge over the other until a cone is formed. Glue edges in place.
5. Run a line of glue around the top of the cylinder. Place the cone on top of the cylinder and hold the two together until dry.
6. Place the fins, one at a time, onto the bottom of the cylinder and secure with invisible tape. Make sure they are evenly spaced around the cylinder.
7. Decorate with stickers.



DID YOU KNOW?
Rockets shoot out a fast jet of gas, in order to produce a force that takes them in the opposite direction.

