





CRAFT TIME

1 HOUR



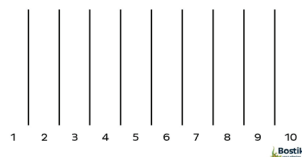
BLU TACK COUNTING



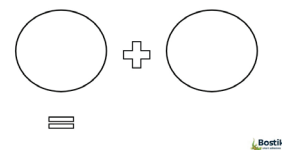
HERE'S WHAT YOU NEED TO GET STARTED...



BOSTIK  
BLU TACK COLOUR



TEMPLATE  
NUMBERS



TEMPLATE  
ADDING

# PROJECT SHEET

LET'S GET COUNTING

## STEP 1. READY TEMPLATE



Print out the templates.

## STEP 2. PREP THE TACK



Roll your Blu Tack colour into little balls.

## STEP 3. ADDITION



Use your Blu Tack to add in the circles on the template.

## STEP 4. COUNT



Use your Blu Tack balls and the numbers on the template to count and add in tens or hundreds. For a difficult example, if adding in tens the above would be:  $20+30+30+50+50+50+70+70+70+90=530$

MADE IT?  
SHARE IT!



SHOW US YOUR  
CREATIONS AT



#IDEASTHATSTICK



**Bostik**  
smart adhesives

1



2



3



4



5




6



7



8



9



10

